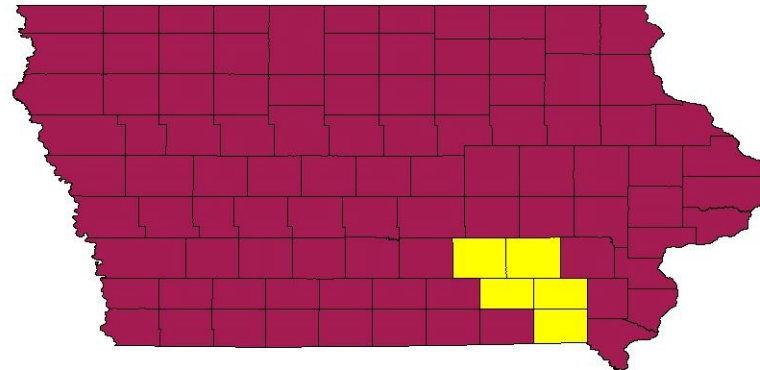


FINAL - RPA 15 FY2023-2026

Transportation Improvements Program

Serving the following Iowa Counties:
Jefferson, Keokuk, Mahaska, Van Buren, and Wapello



By
Area 15 Regional Planning Commission,
224 East Second Street
Ottumwa, Iowa 52501

Prepared June 2022

This plan was prepared with funding from the U.S. Department of Transportation's Federal Highway Administration and Federal Transit Administration, and in part through local matching funds of the RPA member governments.

A RESOLUTION ADOPTING THE FY 2023-2026 TRANSPORTATION IMPROVEMENT PROGRAM AS THE OFFICIAL
IMPROVEMENT PLAN FOR THE RPA 15

WHEREAS, the Area 15 Regional Planning Commission did prepare a FY 2023-2026 Transportation Improvement Program which identifies the specific transportation improvements for the RPA 15; and

WHEREAS, it is a requirement of the Iowa Department of Transportation, pursuant to the Infrastructure Investment and Jobs Act (IIJA Act) of 2021 that all Regional Planning Affiliations prepare a transportation improvement program to serve as a guide for transportation improvements;

NOW, THEREFORE, BE IT RESOLVED that the RPA 15 adopts the Transportation Improvement Program for FY 2023-2026 as its official transportation improvements program.

Passed this _____ day of _____, 2022.

Chairperson
RPA 15 Policy Board

Disclaimer

The RPA prepared this report with funding from the U.S. Department of Transportation's Federal Highway Administration and Federal Transit Administration, and in part through local matching funds of the RPA member governments. These contents are the responsibility of the RPA. The U.S. government and its agencies assume no liability for the contents of this report or for the use of its contents. The RPA approved this document on 6/24/2021. Please call (641) 684-6551 to obtain permission of use.

RPA 15 Policy Board

The RPA Policy Board was formed in 1994 after the passing of the ISTEA Act. By resolution of each participating county, a regional planning partnership was formed for the following counties in Iowa: Keokuk, Jefferson, Mahaska, Van Buren, and Wapello.

Purpose. The purpose of the Board is as follows:

1. To prepare and update an annual Transportation Improvement Program (TIP) for the region.
2. To serve as a forum to identify, discuss, study, and bring into focus transportation issues in the region.
3. To facilitate cooperative action proposals among member governments for specific projects or other interrelated developmental needs and for the adoption of common policies and plans with respect to common problems.
4. To foster, develop, and review policies, plans, and priorities for transportation planning development in the region.
5. To serve as a vehicle for the collection and exchange of information of interest to the member governments.
6. To maintain liaison with members, governmental units, and groups and organizations.
7. To cooperate with member governments whenever possible.

Representation: The full membership shall be ten (10) representatives. Representatives will be as follows:

- a) One (1) representative for each member County. The representative shall be a member of its governing body and approved by such governing body.
- b) One (1) representative for each urban area (population 5,000+). The representative shall be a member of its governing body and approved by such governing body.
- c) One (1) representative who represents the interests of the incorporated cities within each respective member county not containing an urban area. The representative shall be a member of a governing body within that particular county to be selected at-large by the County Board of Supervisors by a majority vote.

Membership

1. Aaron Kooiker
2. Rick Johnson
3. Amal Eltalhir
4. Open
5. Jim Morlan
6. Susie Drish
7. Daryl Wood, Vice Chair
8. Steve Wanders
9. Dale House, Chair
10. Wayne Huit

Representation

Fairfield (City Administrator)
Ottumwa (Mayor)
Oskaloosa (City Manager)
City in Van Buren County
Sigourney (City Council)
Jefferson County (Supervisor)
Keokuk County (Supervisor)
Mahaska County (Supervisor)
Van Buren County (Supervisor)
Wapello County (Supervisor)

RPA 15 Technical Advisory Committee

The RPA 15 TAC was formed in 1994 by the RPA 15 Policy Board. The purpose of this committee is to establish an application process, provide technical review and recommendations on project proposals, assist with planning activities, make formal recommendations to the Board, and other duties as assigned by the Board.

Representation. The TAC is comprised of 15 members including:

- (5) County Engineer (1 from each member county, selected by Board of Supervisors)
- (3) City Engineer/Public Works/Planner (1 from each urban area, selected by City Council)
- (1) Public Transit (1 from the Public Transit Authority selected by Transit Board)
- (5) Enhancement Representative (1 from each county, selected by Board of Supervisors)
- (1) Regional Representative (selected at-large by the Policy Board)

Membership

- 1. Jeff Skalberg, Chair
- 2. DeWayne Heintz
- 3. Andrew McGuire
- 4. Andrew McGuire
- 5. Ryne Thornburg, Vice Chair
- 6. Melanie Carlson
- 7. Sean Murphy
- 8. Larry Seals
- 9. Open
- 10. Shawn Morrissey
- 11. Dave Sedivec
- 12. Kim Steele-Blair
- 13. Rick Tebbs
- 14. Ashley Utt
- 15. Jay Allison

Representation

Wapello County Engineer
Jefferson County Engineer
Keokuk County Engineer
Mahaska County Engineer
Van Buren County Engineer
Fairfield City Engineer
Oskaloosa Engineering Tech
Ottumwa Director of Public Works
Keokuk County Trails
Jefferson County Conservation
Mahaska County Conservation
Van Buren County Trails
Wapello County Conservation
Historic Hills Scenic Byway
10-15 Transit Administrator

RPA 15 Planning Staff

Staff from the Area 15 Regional Planning Commission provide technical assistance to the RPA on an annual basis. The RPC prepares an annual work program in coordination with the Technical Advisory Committee and Policy Board. Funding for the planning assistance is provided with the federal transportation funds through a contract between the RPC and Iowa DOT.

Staff

Chris Bowers, Executive Director

Chris Kukla, Transportation Director

Brad Grefe, Senior Planner

Matt Naumann, Program Coordinator

DESCRIPTION OF THE TIP DEVELOPMENT PROCESS

General Process.

The TIP was developed following the Iowa DOT's "Guidelines for Development-Transportation Improvement Programs and the Iowa Statewide Transportation Improvement Program" and "Regional Transportation Project Selection: Requirements and Best Practices". The projects that are programmed into the TIP are separated into nine categories: STBG, STBG-HBP, SWAP-HBP, SWAP-STBG, NHPP, Transportation Alternatives, PRF, HSIP and Transit. Costs for each project are developed by the project sponsor using Year of Expenditure; meaning that inflation is included in project costs is based upon the year the project is programmed.

Surface Transportation Block Grant STBG and SWAP-STBG.

STBG Funds are allocated to the RPA by IDOT on an annual basis. The Iowa DOT also swaps STBG funds awarded to city road projects on a dollar-for-dollar basis, these funds are referred to as SWAP-STBG. Funds used for planning, transit capital investments, county road, and bridge projects will remain federal or STBG funds.

Funds are sub-allocated to all the counties and to the cities with populations over 5,000. There are also set asides for planning, public transit, and special projects. Small cities and DOT projects are funded through the special projects set aside. Projects may borrow ahead up to five years on a sub-allocation from the year a project is programmed if doing so does not exceed the available balance of the RPA in the year the project is programmed or a later year.

To be considered for funding, a project application must be submitted to the RPA. The application includes a project description, timeline, cost breakdown, project location and map, and self-scoring/rating criteria that looks at traffic, connectivity, federal functional classification, safety, and identification whether the project is in the RPA Long-Range Transportation Plan. Roads with higher functional classification, greater traffic, are more deteriorated, score/rate higher.

Applications are due the beginning of April and are reviewed by the RPA staff for eligibility first. Applications are then presented at a Technical Advisory Committee meeting where the applicant is asked to make a presentation on their project and the committee has a chance to ask questions. After all the presentations the committee discusses the applications and reaches a consensus which projects to recommend for funding and the funding level. Applications are then presented to the Policy Board, which reviews the technical committee's and makes the decision whether to approve projects for funding. Projects approved by the Policy Board are then added to the Transportation Improvement Program, which is adopted in June.

Iowa's Transportation Alternatives Program (TAP).

Iowa's Transportation Alternative Program funds are allocated by IDOT to the RPA each year. The Iowa's TAP funds are maintained as a regional pool of money that is available to cities and counties within the RPA via a competitive grant process.

Applications are due the first week of April. The application process for TAP funds uses a combination of scoring and discussion and consensus. The application used is the standard Iowa DOT application for Transportation Alternatives funds. After receiving the TAP applications, they are sent to Iowa DOT for review of eligibility and comment. Once comments have been received back by the RPA staff they are presented to the Technical Advisory Committee by the applicant where the committee can ask questions. After the presentations, the committee scores the projects, scores are averaged together for each project and the average be 60 points or greater for the project to be considered for funding. The TAC then discusses the projects and makes recommendations for funding. This recommendation is presented to the Policy Board along with each project application and their scores. The Policy Board reviews the recommendations and projects and makes the funding decision on each project. Approved projects are included in the Transportation Improvement Program, which is adopted in June.

Bridge Projects.

County bridge projects funded with SWAP-HBG will be programmed directly by the counties based upon their inclusion in the county's five-year plan and meeting fiscal constraint requirements. Federally funded bridge projects (STBG-HBP) are submitted to the RPC by each county based on inclusion in the county's five-year plan and fiscal constraint. Federally funded bridge projects are compiled into the Transportation Improvement Program that is reviewed by the TAC and adopted by the Policy Board in June.

Transit Projects.

Transit projects are programmed based on the Passenger Transportation Plan prepared each year by the RPC through consultation with public and private transit providers, and health and human service agencies. In order to be included in the TIP, projects must be recommended in the PTP, and the public transit agency must also prepare a Consolidated Grant Application. Transit projects compiled into the Transportation Improvement Program that is reviewed by the TAC and adopted by the Policy Board in June.

DESCRIPTION OF THE TIP REVISION PROCESS

A revision of the TIP is necessary when a change occurs to a federal aid or an STBG-SWAP project between the yearly TIP development cycles. Depending on the change required, the change is considered either an amendment or an administrative modification.

An amendment is considered a major change and actions considered an amendment include the addition or deletion of a project, the change in federal aid or STBG-SWAP by more than 30% or increased by \$2 million or more, the change in the scope of work including type of work or project boundaries. Amendments to the TIP require public review and demonstration of fiscal constraint. Amendments are processed through a review by the TAC at a regular meeting and then a public hearing by the Policy Board at a regular meeting. A notice for a public hearing for an amendment will be published a minimum of four days and a maximum of 20 days before the hearing.

An administrative modification is a minor change and actions considered an administrative modification include the change in schedule of a project from one year to another in the 4-year TIP, a minor change in cost, a change in costs from one funding source to another. Administrative modifications do not require a public review. The RPA processes administrative modifications involving competitive funds (Special Projects and TAP) through a review by the TAC at a regular meeting and approval by the Policy Board at a regular meeting. Administrative modifications involving sub-allocated funds may be processed by staff without TAC review or Policy Board approval. The TAC and Policy Board are notified of the modification.

Revisions to request additional funds to an existing project are required to go through a full application cycle unless the exception is met. An exception will be granted for a project requesting to increase the awarded amount less than 30% or no greater than \$300,000, whichever is less, to use the shorter revision request form and not go through a full application cycle. Other revisions will continue to use the revision request form.

DESCRIPTION OF THE PUBLIC PARTICIPATION PROCESS

The goal of RPA 15's public participation process is to provide citizens of the five-county region with a means of contributing to the creation, implementation, and assessment of the operations and productions of Regional Planning Affiliation 15. This process allows city and county governments, as well as citizens, to voice their needs to the RPA. It also allows the local governments and citizens to determine priorities for the selection of federally funded transportation projects and to be involved in the long-range transportation planning process for the region. By having the governments and citizens involved in the planning and programming phases, the RPA ensures that projects meet the needs of the region and enhance the quality of life of the citizens who live within it.

All meetings of the RPA technical advisory committee and policy board are open to the public. TAC meetings are scheduled for the second Thursday of the month, and policy board meetings for the fourth Thursday, when there is business to be conducted. In addition, formal notification for a public hearing is required to inform citizens that draft documents are being presented to the policy board for review and adoption. Notice of public hearings follows the RPA 15 Public Participation Plan. For the Transportation Improvement Program, this requires that notice be provided 15 days prior to adoption of a TIP, or between four and twenty days for an amendment to a approved TIP. The notification provides citizens information on the document or change being approved, how to review the document, date and time of the hearing, and methods of providing comment. Public hearings are also required prior to the adoption or amendment of the Long-range Transportation Plan (LRTP), Transportation Work Program (TPWP), as well as other plans that may be implemented by the RPA.

In addition to holding open TAC and policy board meetings, and public hearings prior to the adoption or amendment of planning documents, the RPA provides information to the public on the transportation planning process and specific projects through different communications media. This includes e-mail, newsletters, press releases, Facebook posts, and the website. An e-mail is the primary approach used to inform local governments, service providers, and interested organizations of application or comment periods, and meetings. Press releases and public notices are used to inform citizens of this as well as provide information on the completion or adoption of specific work elements. Facebook posts are another method of reaching out to citizens to provide information about comment periods or the completion of projects by the RPA. Newsletters are sent to each of the member cities and counties of the RPA reminding them of upcoming deadlines and highlighting important projects within the RPA. These forms of outreach may direct organizations/individuals to the website for more information where applications or planning documents are available.

FINANCIAL CONSTRAINT SUMMARY

RPA 15 STBG/SWAP				
	2023	2024	2025	2026
STBG Balance (Carryover)	\$2,362,083	\$1,471,871	\$2,961,871	\$5,507,871
STBG/SWAP Target	\$2,835,142	\$2,890,000	\$2,946,000	\$3,003,000
Subtotal	\$5,197,225	\$4,361,871	\$5,907,871	\$8,510,871
Programmed STBG/SWAP funds	\$3,725,354	\$1,400,000	\$400,000	\$3,640,000
Total Balance	\$1,471,871	\$2,961,871	\$5,507,871	\$4,870,871
<i>Based off of 2023 STBG targets</i>				
RPA 15 Forecasted Operations and Maintenance Expenditures on Federal-aid System				
	2023	2024	2025	2026
County Operations	\$3,143,847	\$3,269,601	\$3,400,385	\$3,536,400
County Maintenance	\$6,882,219	\$7,157,507	\$7,443,808	\$7,741,560
City Operations	\$2,654,789	\$2,760,981	\$2,871,420	\$2,986,277
City Maintenance	\$1,137,110	\$1,182,594	\$1,229,898	\$1,279,094
Total Operations and Maintenance	\$13,817,964	\$14,370,683	\$14,945,510	\$15,543,331
<i>Based off of 2021 County and City O-M reports</i>				
<i>Assumes 4% inflationary growth per year</i>				
RPA 15 Forecasted Non Federal-aid Revenues				
	2023	2024	2025	2026
Farm to Market	\$5,304,575	\$5,410,667	\$5,518,880	\$5,629,258
Secondary Road Fund	\$29,528,172	\$30,118,735	\$30,721,110	\$31,335,532
City Street Fund	\$27,639,022	\$28,191,802	\$28,755,638	\$29,330,751
Total Non Federal-aid Revenues	\$62,471,769	\$63,721,204	\$64,995,628	\$66,295,541
<i>Based off of 2021 FM, Secondary Road and City Street reports</i>				
<i>Assumes 2% revenue growth per year</i>				

RPA 15 TAP				
	2023	2024	2025	2026
TAP Balance (Carryover)	\$403,514	\$137,053	\$86,053	\$41,053
STBG-TAP Flex Target	\$261,539	\$267,000	\$273,000	\$279,000
Subtotal	\$665,053	\$404,053	\$359,053	\$320,053
Programmed TAP funds	\$528,000	\$318,000	\$318,000	\$318,000
Balance	\$137,053	\$86,053	\$41,053	\$2,053
<i>Based off of 2023 TAP targets</i>				

2023-2026 FUNDING SUMMARY

Funding Summary by Type						
Funding Type	2023	2024	2025	2026		
STBG- Total	\$9,240	\$0	\$0	\$4,550		
STBG - FA	\$7,392	\$0	\$0	\$3,640		
HBP - Total	\$13,949	\$8,829	\$7,150	\$8,967		
HBP - FA	\$11,538	\$7,483	\$6,247	\$7,728		
STBG-HBP -Total	\$0	\$0	\$300	\$2,100		
STBG-HBP - FA	\$0	\$0	\$300	\$1,680		
SWAP-Total	\$4,550	\$1,400	\$450	\$0		
SWAP	\$2,055	\$1,400	\$400	\$0		
SWAP-HBP-Total	\$3,190	\$0	\$0	\$0		
SWAP-HBP	\$2,890	\$0	\$0	\$0		
SWAP-HSIP-Total	\$0	\$700	\$0	\$0		
SWAP-HSIP	\$0	\$500	\$0	\$0		
NHPP - Total	\$26,823	\$38,238	\$3,313	\$21,193		
NHPP - FA	\$21,457	\$30,590	\$2,650	\$16,954		
PRF - Total	\$6,912	\$480	\$836	\$460		
PRF - FA	\$320	\$0	\$0	\$0		
STBG-TAP-Total	\$268	\$596	\$841	\$720		
STBG-TAP-FA	\$208	\$318	\$318	\$318		
RTP-Total	\$408	\$0	\$0	\$0		
RTP-FA	\$327	\$0	\$0	\$0		
ILL - Total	\$5,950	\$0	\$0	\$0		
ILL - FA	\$0	\$0	\$0	\$0		
Highway - Total	\$71,290	\$50,243	\$12,890	\$37,990		
Highway - FA	\$41,242	\$38,391	\$9,515	\$30,320		
Highway - SWAP	\$4,945	\$1,900	\$400	\$0		
5339 - Total	\$651	\$307	\$210	\$350		
5339 - FA	\$528	\$261	\$178	\$298		
STA/5311 - Total	\$4,458	\$4,100	\$4,100	\$4,100		
STA/5311 - FA	\$1,552	\$1,350	\$1,350	\$1,350		
PTIG - Total	\$500	\$0	\$0	\$0		
PTIG - FA	\$0	\$0	\$0	\$0		
Transit - Total	\$5,609	\$4,407	\$4,310	\$4,450		
Transit - FA	\$2,080	\$1,611	\$1,528	\$1,648		
Total - Total	\$76,899	\$54,650	\$17,200	\$42,440		
Total - FA	\$43,322	\$40,002	\$11,043	\$31,968		

Note: Amounts are in thousands of dollars.

Key: Funding Type - STBG=Surface Transportation Block Grant, HBP=Surface Transportation Block Grant-Highway Bridge program, HSIP=Highway Safety Improvement Program, NHPP=National Highway Performance Program, PRF=Primary Road Funds, ILL=Illustrative project.

5339=Capital Grants Program, 5311=Non-urbanized Area Formula Program, STA=State Transit Assistance, PTIG=Passenger Transportation Infrastructure Grant.

SURFACE TRANSPORTATION BLOCK GRANT (STBG) FUND HISTORY

STBG/SWAP Fund			
Year	Allocation	Programmed	Balance
95	1,342,293	717,226	625,067
96	1,218,000	1,159,700	683,367
97	1,218,000	1,157,530	743,837
98	1,218,000	1,961,260	577
99	1,328,000	646,535	682,042
00	1,559,000	549,577	1,691,465
01	1,675,000	687,927	2,678,538
02	1,693,105	1,266,180	3,105,463
03	1,711,677	1,720,255	3,096,885
04	1,692,944	1,438,150	3,351,679
05	1,880,901	3,429,199	1,803,381
06	1,382,433	503,908	2,681,906
07	1,353,618	3,628,035	407,489
08	1,644,190	804,354	1,247,325
09	1,865,713	2,097,304	1,015,734
10	2,184,340	74,777	3,125,297
11	2,370,653	1,226,926	4,269,024
12	2,442,696	2,322,149	4,389,571
13	2,326,603	636,630	6,079,544
14	2,331,470	3,025,234	5,385,780
15	2,387,498	1,230,000	6,543,278
16	2,374,794	3,167,011	5,751,061
17	2,444,518	6,488,896	1,706,683
18	2,450,618	2,530,700	1,626,601
19	2,649,492	2,888,960	1,387,133
20	2,736,547	2,931,164	1,192,516
21	2,655,569	3,621,700	226,385
22	2,585,698	450,000	2,362,083
23	2,835,142	3,725,354	1,471,871
24	2,890,000	1,400,000	2,961,871
25	2,946,000	400,000	5,507,871
26	3,003,000	3,640,000	4,870,871
TOTAL	66,397,512	61,526,641	4,870,871

TRANSPORTATION ALTERNATIVE PROGRAM (TAP) FUND HISTORY

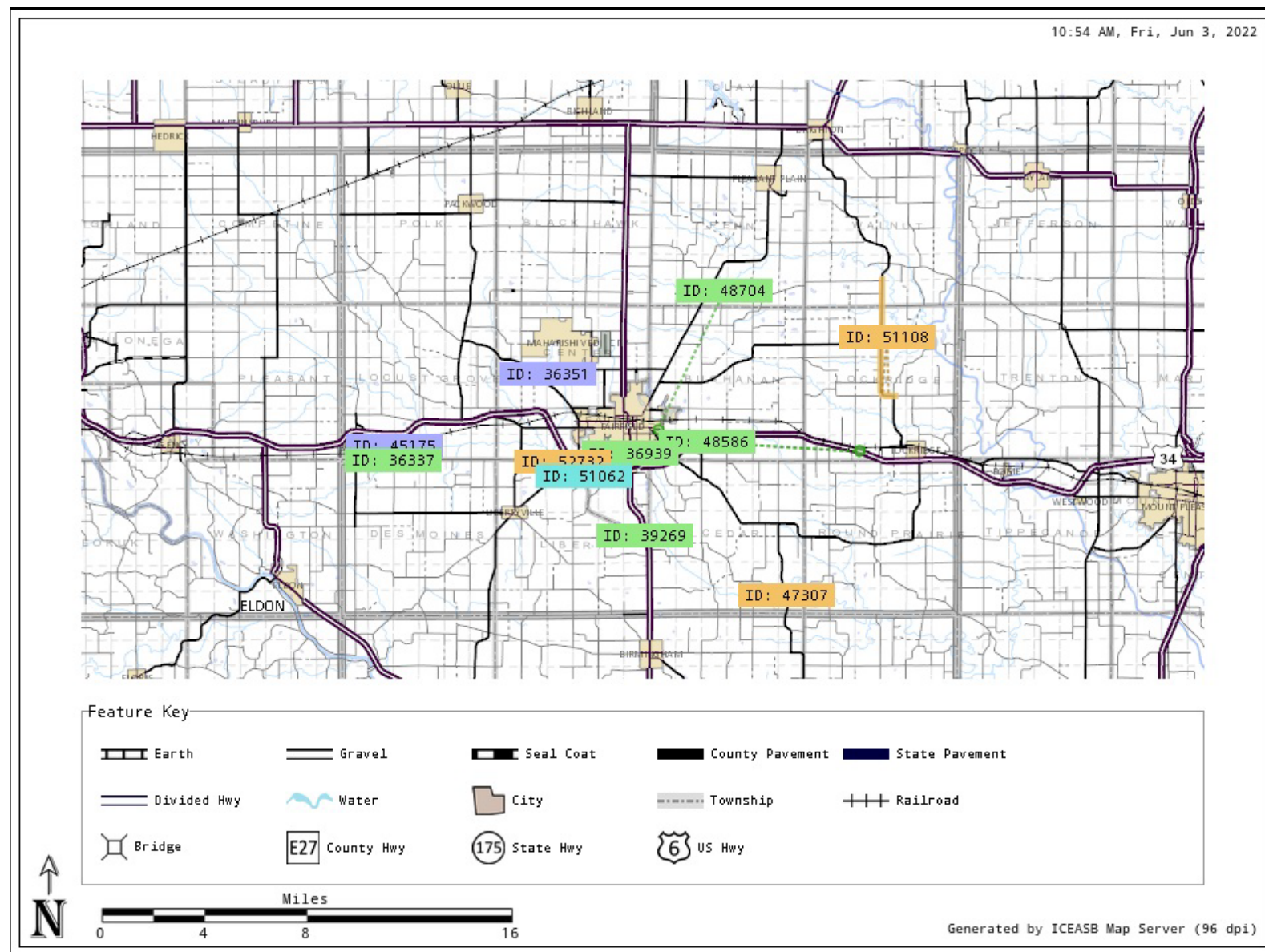
TAP Fund			
Year	Allocation	Programmed	Balance
95	691,951	0	691,951
96		0	691,951
97		206,903	485,048
98		0	485,048
99	122,000	60,000	547,048
00	128,000	0	675,048
01	140,000	28,000	787,048
02	143,000	543,642	386,406
03	144,000	504,577	25,829
04	139,000	0	164,829
05	159,469	148,000	176,298
06	128,314	85,008	219,604
07	130,311	392,953	-43,038
08	136,762	161,451	-67,727
09	146,446	162,640	-83,921
10	157,514	268,170	-194,577
11	166,770	0	-27,807
12	188,267	0	160,460
13	180,837	0	341,297
14	227,963	0	569,260
15	229,705	240,000	558,965
16	228,237	185,600	601,602
17	235,337	417,844	419,095
18	229,290	0	648,385
19	232,589	860,000	20,974
20	228,347	301,735	-52,414
21	230,393	0	177,979
22	225,535	0	403,514
23	261,539	528,000	137,053
24	267,000	318,000	86,053
25	273,000	318,000	41,053
26	279,000	318,000	2,053
TOTAL	6,050,576	6,048,523	2,053

FFY14-22, the allocation includes both the TAP and STBG-TAP Flex funds.

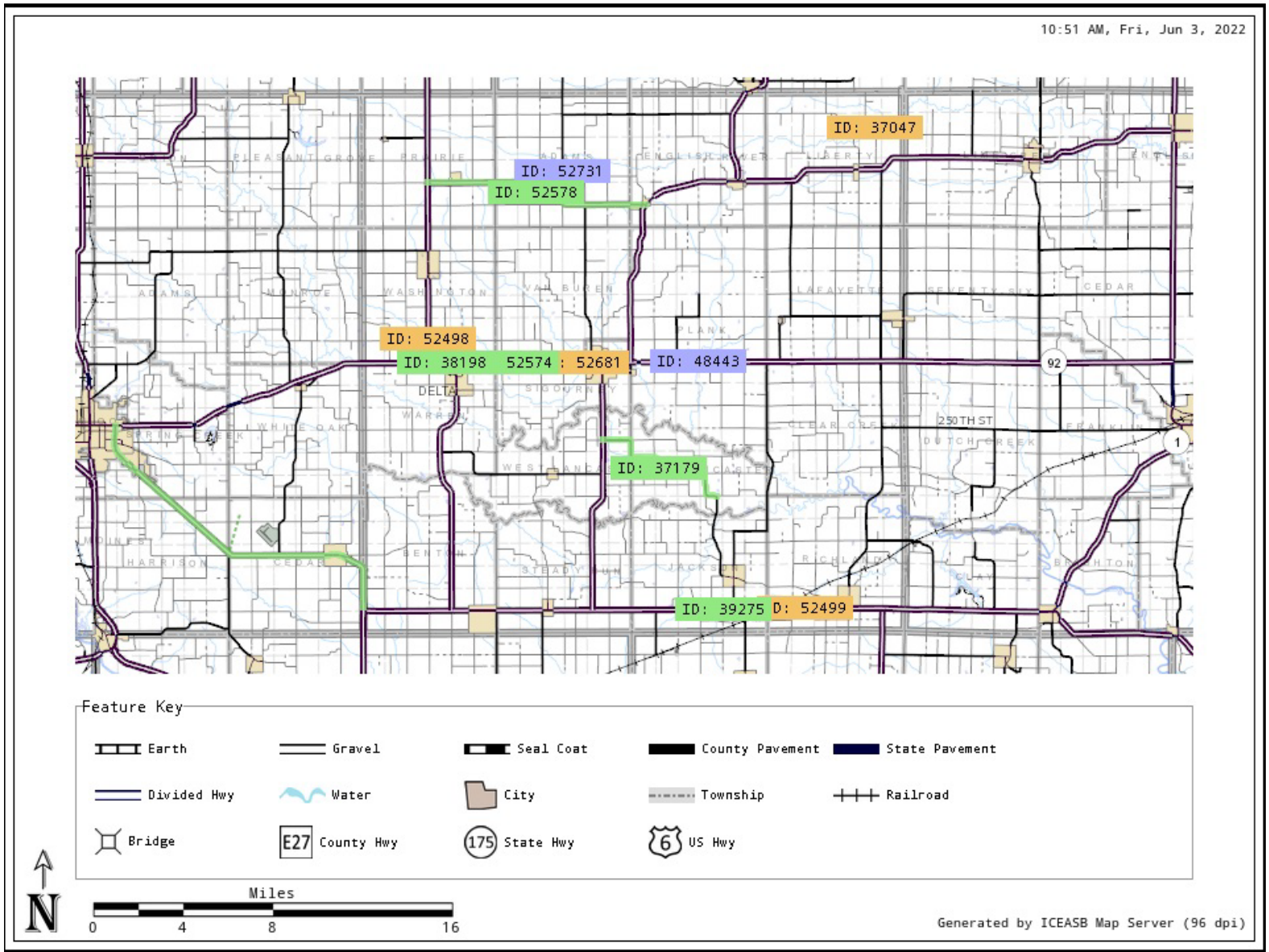
2022 PROJECT STATUS REPORT

Funding	Sponsor	Project	Project #	TPMS #	Status
STBG	RPA 15	Transportation Planning	RGPL-PA15(RTP)--ST-00	881	Let
ILL	Oskaloosa	PEL/PA Planning Study SE and NE connectors	ILL-5780()--93-62	45501	Rolled into 2023
RTP	IDNR	Bluff Creek OHV Park, bridge replacement	NRT-CO62(097)--9G-62	45551	Rolled into 2023
STBG-TAP	Van Buren	Austin Park Gateway Launch	TAP-U-CO89(100)--8T-89	48687	Rolled into 2023
SWAP-HBP	Jefferson	175th St over Creek	BROS-SWAP-4650(601)--SE-51	37786	Let
SWAP-HBP	Jefferson	Cedar Ave over Rock Creek	BROS-SWAP-CO51(81)--FE-51	36337	Scheduled for October letting
SWAP-HBP	Jefferson	Grasstree Ave over E Branch Lick Creek	BROS-SWAP-CO51()--SE-51	36349	Dropped
SWAP-HBP	Mahaska	335th over Cedar Creek	BROS-SWAP-CO62(99)--FE-62	34366	Let
SWAP-HBP	Van Buren	197th Rd over Wildcat Creek	BROS-SWAP-CO89()--SE-89	44763	Rolled into 2023
SWAP-HBP	Wapello	H21 Over Middle Avery Creek	BHS-SWAP-CO90()--80-90	45800	Moved to FY24
SWAP-HBP	Wapello	H21 Over railroad	BHS-SWAP-CO90()--80-90	45801	Moved to FY24
SWAP-HBP	Wapello	15th Street over Brush Creek	BROS-SWAP-CO90(100)--SE-90	29230	Let
SWAP-HBP	Wapello	H31 over Jordan Creek	BRS-SWAP-CO90()--FF-90	12637	Rolled into 2023
HSIP	IDOT	IA1 0.6 mi S of Birmingham to 227th St/SCL Fairfield	HISPX-001-1(36)--3L-89	48439	Let
NHPP	IDOT	IA78 DME RR 8.8 mi E of IA 149	BRF-078-1(20)--38-54	37963	Let
NHPP	IDOT	IA92 North Skunk River 2.6mi E of Jct Co Rd V13	BRF-092-7(52)--38-62	37977	Let
PRF	IDOT	IA1 Middle Walnut Creek 3.1 mi S of Jct IA 78	BRFN-001-2(34)--39-51	37960	Let
PRF	IDOT	US34 Bear Creek 1.2 mi W of Co Rd H35	BRFN-034-7(144)--39-90	38033	Let
PRF	IDOT	US34 Bardell St 0.5 mi E of IA149 in Ottumwa WB	BRFN-034-7(145)--39-90	38034	Let
PRF	IDOT	IA149 IA22 to Iowa CL	STP-149-1(22)-2C-54	48508	Let
PRF	IDOT	IA149 N of Woodland Ave in Ottumwa to 1.1 mi n of	STP-149-1(90)--2C-90	48619	Let

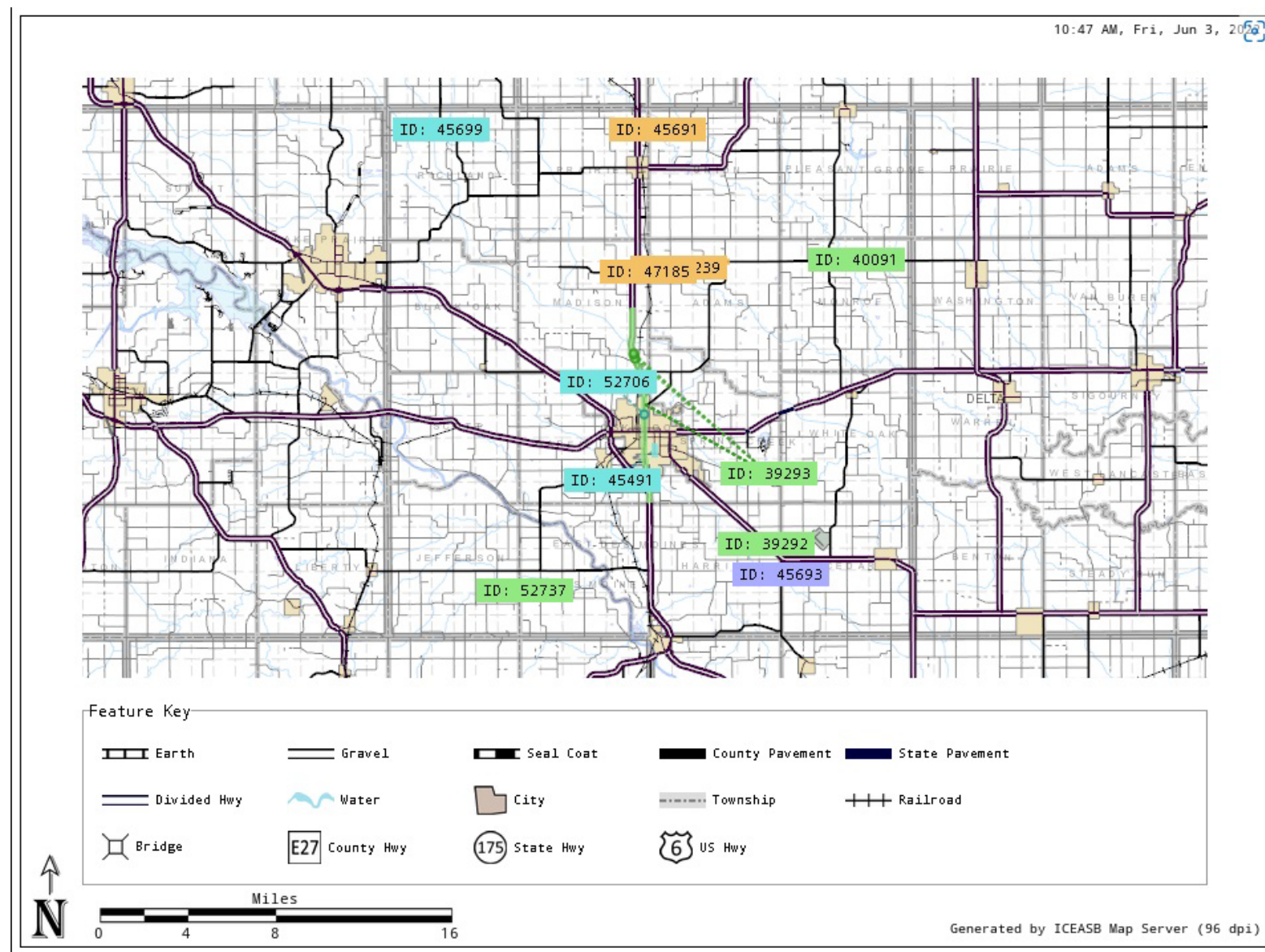
2023-2026 PROJECTS IN JEFFERSON COUNTY



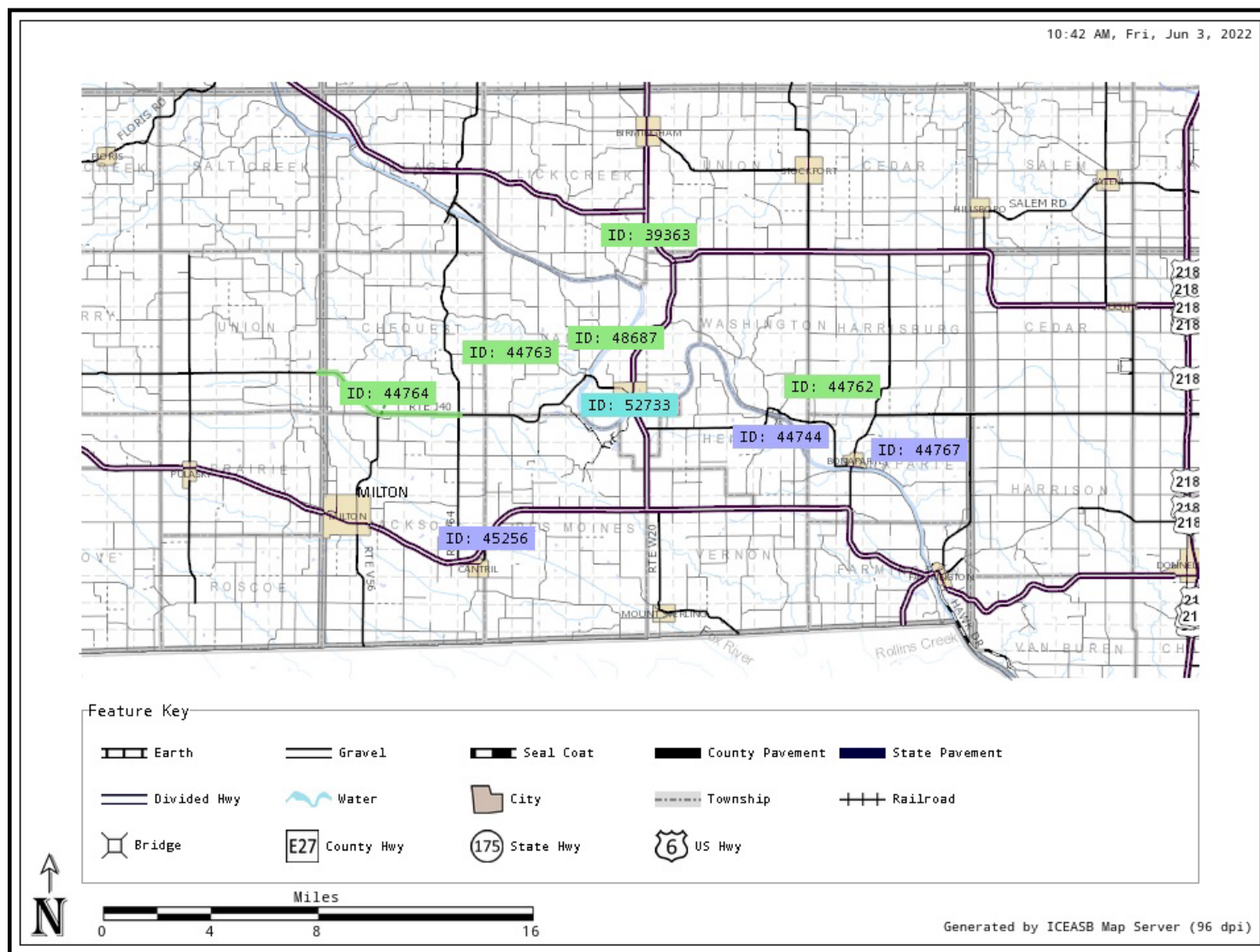
2023-2026 PROJECTS IN KEOKUK COUNTY



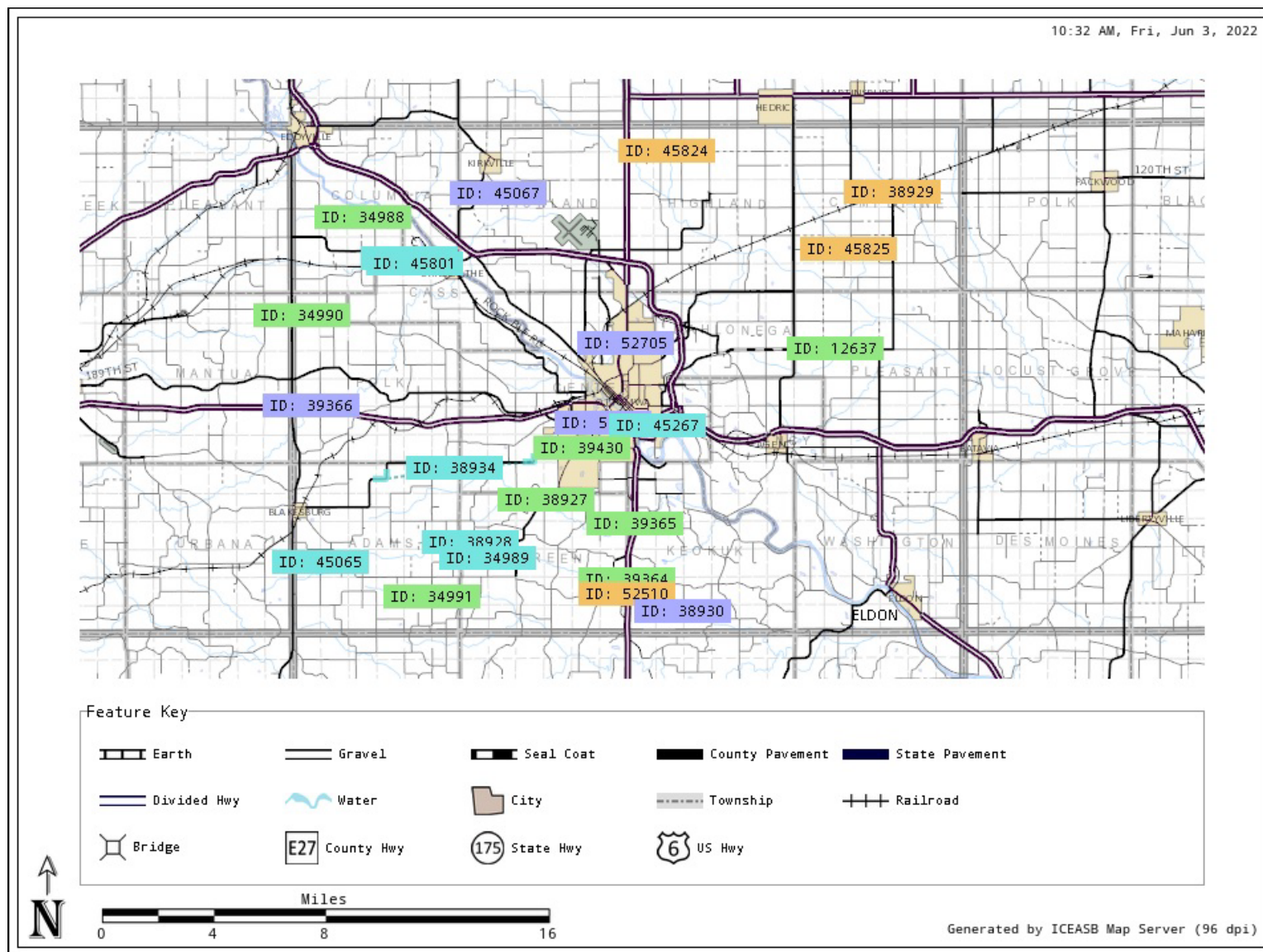
2023-2026 PROJECTS IN MAHASKA COUNTY



2023-2026 PROJECTS IN VAN BUREN COUNTY



2023-2026 PROJECTS IN WAPELLO COUNTY



2023 Statewide Transportation Improvement Program

HBP

Project ID	Project Number	Approval Level		2023	2024	2025	2026	Totals
Sponsor	Location	Letting Date						
STIP ID	Work Codes							
39269	BRF-1()--38-51	Draft TIP	Total	\$490,000				\$490,000
Iowa Department of Transportation	IA1: Big Cedar Creek 2.8 mi S of US 34	Approved	Federal Aid	\$392,000				\$392,000
	Bridge Rehabilitation		Regional Swap					
39363	BRF-1()--38-89	Draft TIP	Total	\$3,398,000				\$3,398,000
Iowa Department of Transportation	IA1: Little Lick Creek 1.2 mi N of S Jct IA 16	Approved	Federal Aid	\$2,718,400				\$2,718,400
	Culvert New, Right of Way		Regional Swap					
39292	BRF-23()--38-62	Draft TIP	Total	\$800,000				\$800,000
Iowa Department of Transportation	IA23: Tributary of Cedar Creek 0.8 mi N of Co Rd T67	Approved	Federal Aid	\$640,000				\$640,000
	Bridge New, Right of Way		Regional Swap					
39365	BRF-63()--38-90	Draft TIP	Total	\$2,550,000				\$2,550,000
Iowa Department of Transportation	US63: Village Creek 3.1 mi S of US 34	Approved	Federal Aid	\$2,040,000				\$2,040,000
	Bridge Widening, Right of Way		Regional Swap					
39275	BRF-78()--38-54	Draft TIP	Total	\$811,000				\$811,000
Iowa Department of Transportation	IA78: Richland Creek 5.8 mi E of IA 149	Approved	Federal Aid	\$648,800				\$648,800
	Bridge New, Right of Way		Regional Swap					
44762	BROS-C089(102)--8J-89	Draft TIP	Total	\$250,000				\$250,000
Van Buren County	On 210TH ST, Over TRIB COATES CREEK	Approved	Federal Aid	\$250,000				\$250,000
	Bridge Replacement	6/20/2023	Regional Swap					
34990	BROS-C090()--5F-90	Draft TIP	Total	\$500,000				\$500,000
Wapello County	On Whiskey Ridge, Over Middle Avery Creek, SW S6 T72 R15	Approved	Federal Aid	\$500,000				\$500,000
	Bridge Replacement	10/18/2022	Regional Swap					
34988	BROS-C090()--8J-90	Draft TIP	Total	\$500,000				\$500,000
Wapello County	On 160th Street, Over Palestine Creek, S21 T73 R15	Approved	Federal Aid	\$500,000				\$500,000
	Bridge Replacement		Regional Swap					
34991	BROS-C090()--8J-90	Draft TIP	Total	\$500,000				\$500,000
Wapello County	On 200th Avenue, Over Brush Creek, S26 T71 R15	Approved	Federal Aid	\$500,000				\$500,000
	Bridge Replacement		Regional Swap					

HBP

Project ID	Project Number	Approval Level		2023	2024	2025	2026	Totals
Sponsor	Location	Letting Date						
STIP ID	Work Codes							
40091	BRS-C062())--60-62	Draft TIP	Total	\$3,250,000				\$3,250,000
Mahaska County	On G 29, Including Bridge Number 236910 Over N SKUNK RIVER and Overflow Bridge Number 236920, S10 T76N R14	Approved	Federal Aid	\$2,600,000				\$2,600,000
	Bridge Replacement		Regional Swap					
38927	BRS-C090())--60-90	Draft TIP	Total	\$900,000				\$900,000
Wapello County	On Lake Rd, Over VILLAGE CREEK, NW S10 T71N R14W	Approved	Federal Aid	\$750,000				\$750,000
	Bridge Replacement		Regional Swap	\$150,000				\$150,000
45800	BHS-C090())--63-90	Draft TIP	Total		\$480,000			\$480,000
Wapello County	On H 21 (POWER PLANT ROAD), Over MIDDLE AVERY CREEK, S26 T73 R15	Approved	Federal Aid		\$384,000			\$384,000
	Bridge Rehabilitation		Regional Swap		\$96,000			\$96,000
45801	BHS-C090())--63-90	Draft TIP	Total		\$480,000			\$480,000
Wapello County	On H 21 (POWER PLANT ROAD), Over Rail Road, S26 T73 R15	Approved	Federal Aid		\$384,000			\$384,000
	Bridge Rehabilitation		Regional Swap		\$96,000			\$96,000
45267	BRF-34())--38-90	Draft TIP	Total		\$3,269,000			\$3,269,000
Iowa Department of Transportation	US34: BNSF RR 1.2 E of W Jct US 63 in Ottumwa (EB & WB)	Approved	Federal Aid		\$2,615,200			\$2,615,200
	Bridge Rehabilitation		Regional Swap					
45699	BROS-C062())--5F-62	Draft TIP	Total		\$800,000			\$800,000
Mahaska County	On G 15, Over BUCKLEY CREEK(MIDDLE BR), S9 T77 R17	Approved	Federal Aid		\$800,000			\$800,000
	Bridge Replacement		Regional Swap					
38928	BROS-C090())--8J-90	Draft TIP	Total		\$600,000			\$600,000
Wapello County	On Soap Creek Road, Over LITTLE SOAP CREEK, S18 T71N R14W	Approved	Federal Aid		\$600,000			\$600,000
	Bridge Replacement		Regional Swap					
34989	BROS-C090())--8J-90	Draft TIP	Total		\$500,000			\$500,000
Wapello County	On 180th Ave, Over Little Soap Creek, NE S19 T71 R14	Approved	Federal Aid		\$500,000			\$500,000
	Bridge Replacement		Regional Swap					
45065	BROS-C090())--8J-90	Draft TIP	Total		\$200,000			\$200,000
Wapello County	On 240TH AVE, Over Unnamed tributary to Little Soap Creek, S20 T71 R15	Approved	Federal Aid		\$200,000			\$200,000
	Bridge Replacement		Regional Swap					

HBP

Project ID	Project Number	Approval Level		2023	2024	2025	2026	Totals
Sponsor	Location	Letting Date						
STIP ID	Work Codes							
51062	BRS-C051())--60-51	Draft TIP	Total		\$2,500,000			\$2,500,000
Jefferson County	On H 43, Over BIG CEDAR CREEK, S3 T71 R10	Approved	Federal Aid		\$2,000,000			\$2,000,000
	Bridge Replacement		Regional Swap					
45256	BRF-2())--38-89	Draft TIP	Total			\$1,214,000		\$1,214,000
Iowa Department of Transportation	IA2: Fox River 1.5 mi E of Co Rd V64	Approved	Federal Aid			\$971,200		\$971,200
	Bridge Rehabilitation		Regional Swap					
39366	BRF-34())--38-90	Draft TIP	Total			\$2,500,000		\$2,500,000
Iowa Department of Transportation	US34: South Avery Creek 0.7 mi E of Co Rd T61	Approved	Federal Aid			\$2,000,000		\$2,000,000
	Bridge New		Regional Swap					
36351	BROS-C051())--8J-51	Draft TIP	Total			\$486,000		\$486,000
Jefferson County	On IRIS AVE, Over MITCHELL CREEK, S16 T72 R10	Approved	Federal Aid			\$486,000		\$486,000
	Bridge Replacement		Regional Swap					
44767	BROS-C089())--8J-89	Draft TIP	Total			\$600,000		\$600,000
Van Buren County	On 235TH RD, Over REEDS CREEK, S11 T68 R08	Approved	Federal Aid			\$600,000		\$600,000
	Bridge Replacement		Regional Swap					
44744	BROS-C089(103)--8J-89	Draft TIP	Total			\$600,000		\$600,000
Van Buren County	On ROBIN AVE, Over Bear Creek, S01 T68 R09	Approved	Federal Aid			\$600,000		\$600,000
	Bridge Replacement	12/17/2024	Regional Swap					
38930	BROS-C090())--8J-90	Draft TIP	Total			\$750,000		\$750,000
Wapello County	On 110TH AVE, Over LITTLE SOAP CREEK, S33 T71N R13W	Approved	Federal Aid			\$750,000		\$750,000
	Bridge Replacement		Regional Swap					
45067	BROS-C090())--8J-90	Draft TIP	Total			\$200,000		\$200,000
Wapello County	On RICHLAND RD, Over MENNEIKA CREEK, S17 T73 R14	Approved	Federal Aid			\$200,000		\$200,000
	Bridge Replacement		Regional Swap					
45693	BRS-C062())--60-62	Draft TIP	Total			\$800,000		\$800,000
Mahaska County	On T 67, Over CEDAR CREEK, S24 T74 R15	Approved	Federal Aid			\$640,000		\$640,000
	Bridge Replacement		Regional Swap			\$160,000		\$160,000

HBP

Project ID	Project Number	Approval Level		2023	2024	2025	2026	Totals
Sponsor	Location	Letting Date						
STIP ID	Work Codes							
52498	BRF-21()--38-54	Draft TIP	Total				\$1,965,000	\$1,965,000
Iowa Department of Transportation	IA21: Cedar Creek 1.1 mi N of IA 92	Approved	Federal Aid				\$1,572,000	\$1,572,000
	Bridge New, Right of Way		Regional					
			Swap					
52510	BRF-63()--38-90	Draft TIP	Total				\$1,315,000	\$1,315,000
Iowa Department of Transportation	US63: Abandoned RR 4.8 mi N of Co Rd J15 (Bridge Removal)	Approved	Federal Aid				\$1,052,000	\$1,052,000
	Right of Way		Regional					
			Swap					
52499	BRF-78()--38-54	Draft TIP	Total				\$1,435,000	\$1,435,000
Iowa Department of Transportation	IA78: Stream 3.4 mi W of IA 1	Approved	Federal Aid				\$1,148,000	\$1,148,000
	Bridge New, Right of Way		Regional					
			Swap					
37047	BROS-C054()--8J-54	Draft TIP	Total				\$972,000	\$972,000
Keokuk County	On 328TH AVE, Over SOUTH FORK ENGLISH RIVER, S11 T77 R10	Approved	Federal Aid				\$972,000	\$972,000
	Bridge Replacement		Regional					
			Swap					
45691	BROS-C062()--8J-62	Draft TIP	Total				\$1,000,000	\$1,000,000
Mahaska County	On G 13, Over N SKUNK RIVER, S7 T77 R15	Approved	Federal Aid				\$1,000,000	\$1,000,000
	Bridge Replacement		Regional					
			Swap					
45824	BROS-C090()--8J-90	Draft TIP	Total				\$400,000	\$400,000
Wapello County	On 180TH ST, Over SPRING CREEK, S8 T73 R13	Approved	Federal Aid				\$400,000	\$400,000
	Bridge Replacement		Regional					
			Swap					
45825	BROS-C090()--8J-90	Draft TIP	Total				\$400,000	\$400,000
Wapello County	On V 41 (145TH ST), Over WOLF CREEK, S29 T73 R12	Approved	Federal Aid				\$400,000	\$400,000
	Bridge Replacement		Regional					
			Swap					
47185	BRS-C062()--60-62	Draft TIP	Total				\$1,000,000	\$1,000,000
Mahaska County	On G 29, Over OVER UP RR, S12 T76 R16	Approved	Federal Aid				\$800,000	\$800,000
	Bridge Replacement		Regional					
			Swap				\$200,000	\$200,000
38929	BRS-C090()--60-90	Draft TIP	Total				\$480,000	\$480,000
Wapello County	On H 17, Over COMPETINE CREEK, S15 T73 R12	Approved	Federal Aid				\$384,000	\$384,000
	Bridge Replacement		Regional					
			Swap				\$96,000	\$96,000

ILL

Project ID	Project Number	Approval Level		2023	2024	2025	2026	Totals
Sponsor	Location	Letting Date						
STIP ID	Work Codes							
45501	ILL-5780()--93-62	Draft TIP	Total	\$950,000				\$950,000
Oskaloosa	In the city of Oskaloosa, Planning Study for SE (IA 163 to IA 92) and NE (IA 92 to US 63) connectors around Oskaloosa.	Approved	Federal Aid					
	Trans Planning		Regional					
			Swap					
37179	ILL-C054()--92-54	Draft TIP	Total	\$5,000,000				\$5,000,000
Keokuk County	On 230TH AVE, Over STREAM, from Highway 149 to 280th Street	Approved	Federal Aid					
	Pave		Regional					
			Swap					

NHPP

Project ID	Project Number	Approval Level		2023	2024	2025	2026	Totals
Sponsor	Location	Letting Date						
STIP ID	Work Codes							
38198	NHS-92()--19-54	Draft TIP	Total	\$6,740,000				\$6,740,000
Iowa Department of Transportation	IA92: IA 21 and Co Rd V33 Intersections	Approved	Federal Aid	\$5,392,000				\$5,392,000
	Right of Way		Regional					
			Swap					
39293	NHSX-63()--3H-62	Draft TIP	Total	\$12,436,000	\$38,238,000	\$3,313,000	\$21,193,000	\$75,180,000
Iowa Department of Transportation	US63: NW Bypass of Oskaloosa	Approved	Federal Aid	\$9,948,800	\$30,590,400	\$2,650,400	\$16,954,400	\$60,144,000
	Pave, Grading, Right of Way		Regional					
			Swap					
39364	NHSX-63()--3H-90	Draft TIP	Total	\$2,239,000				\$2,239,000
Iowa Department of Transportation	US63: Little Soap Creek 1.9 miles N of Davis Co	Approved	Federal Aid	\$1,791,200				\$1,791,200
	Bridge Rehabilitation, Right of Way		Regional					
			Swap					
52574	NHSX-92()--3H-54	Draft TIP	Total	\$5,408,000				\$5,408,000
Iowa Department of Transportation	IA92: E of IA 21 to 200th St	Approved	Federal Aid	\$4,326,400				\$4,326,400
	Pavement Rehab		Regional					
			Swap					

PRF

Project ID	Project Number	Approval Level		2023	2024	2025	2026	Totals
Sponsor	Location	Letting Date						
STIP ID	Work Codes							
36939	NHSN-001-2(35)--2R-51	Draft TIP	Total	\$900,001				\$900,001
Fairfield	In the city of Fairfield, On Highway 1/South Main, from Fillmore Ave 0.53 miles to 300 ft S of Libertyville Rd	Approved	Federal Aid					
		11/15/2022	Regional	\$320,000				\$320,000
	Pavement Widening, Ped/Bike Paving		Swap	\$320,000				\$320,000
PA Note: \$240,000 STBG already programmed and reimbursed on PE, \$320,000 should be debited as TAP. DOT funding is programmed as TPMS #38195.								
38195	NHSN-1()--2R-51	Draft TIP	Total	\$3,500,000				\$3,500,000
Iowa Department of Transportation	IA1: S of Libertyville Rd to Fillmore Ave in Fairfield	Approved	Federal Aid					
	Miscellaneous		Regional					
			Swap					
48586	NHSN-34()--2R-51	Draft TIP	Total	\$412,000				\$412,000
Iowa Department of Transportation	US34: 0.3 mi E of Bus 34 to 0.4 mi E of Umber Ave (Var Loc)	Approved	Federal Aid					
	Slope Improvement, Right of Way		Regional					
			Swap					
52578	STPN-22()--2J-54	Draft TIP	Total	\$2,100,000				\$2,100,000
Iowa Department of Transportation	IA22: IA 21 to E Jct IA 149	Approved	Federal Aid					
	Pavement Rehab		Regional					
			Swap					
52706	NHSN-63()--2R-62	Draft TIP	Total		\$480,000			\$480,000
Iowa Department of Transportation	US63: Mitigation for NW Oskaloosa Bypass	Approved	Federal Aid					
	Wetland Mitigation		Regional					
			Swap					
48443	BRFN-92()--39-54	Draft TIP	Total			\$676,000		\$676,000
Iowa Department of Transportation	IA92: German Creek 3.0 mi E of E Jct IA 149	Approved	Federal Aid					
	Bridge Deck Overlay		Regional					
			Swap					
52705	STPN-149()--2J-90	Draft TIP	Total			\$160,000		\$160,000
Iowa Department of Transportation	IA149: Approx 0.24 mi S of N Court St in Ottumwa	Approved	Federal Aid					
	Slope Improvement		Regional					
			Swap					
52681	BRFN-92()--39-54	Draft TIP	Total				\$460,000	\$460,000
Iowa Department of Transportation	IA92: Rock Creek 0.4 mi W of Co Rd V45	Approved	Federal Aid					
	Bridge Deck Overlay		Regional					
			Swap					

RTP

Project ID	Project Number	Approval Level		2023	2024	2025	2026	Totals
Sponsor	Location	Letting Date						
STIP ID	Work Codes							
52737	NRT-C062(097)--9G-62	Draft TIP	Total	\$408,200				\$408,200
Iowa Department of Natural Resources	Bluff Creek OHV Park, 1625 325th Street, S19 T74 R16	Approved	Federal Aid	\$326,560				\$326,560
	Bridge Replacement		Regional Swap					
PA Note: Was TPMS #45551 in the 2021 STIP.								

STBG

Project ID	Project Number	Approval Level		2023	2024	2025	2026	Totals
Sponsor	Location	Letting Date						
STIP ID	Work Codes							
881	RGPL-PA15(RTP)--ST-00	Draft TIP	Total	\$12,500				\$12,500
RPA 15	RPA 15: RPA 15 TRANSPORTATION PLANNING	Approved	Federal Aid	\$10,000				\$10,000
	Trans Planning		Regional Swap	\$10,000				\$10,000
52576	STP-23()--2C-54	Draft TIP	Total	\$7,327,000				\$7,327,000
Iowa Department of Transportation	IA23: IA 149 to IA 92 in Oskaloosa	Approved	Federal Aid	\$5,861,600				\$5,861,600
	Pavement Rehab		Regional Swap					
44764	STP-S-C089()--5E-89	Draft TIP	Total	\$1,900,000				\$1,900,000
Van Buren County	On J 40, from Davis County Line 5.7 miles to V64	Approved	Federal Aid	\$1,520,000				\$1,520,000
	Pavement Rehab		Regional Swap	\$1,520,000				\$1,520,000
51108	STP-S-C051()--5E-51	Draft TIP	Total				\$2,600,000	\$2,600,000
Jefferson County	On W40, from SE 1/4 Cor 27-73-8 S Approximately 5 miles to Center of 22-72-8	Approved	Federal Aid				\$2,080,000	\$2,080,000
	HMA Resurfacing, HMA Patching		Regional Swap					
52239	STP-S-C062()--5E-62	Draft TIP	Total				\$1,950,000	\$1,950,000
Mahaska County	On G29, from US63 E 4.8 miles to Oxford Ave.	Approved	Federal Aid				\$1,560,000	\$1,560,000
	HMA Resurfacing with Milling		Regional Swap				\$1,560,000	\$1,560,000

STBG-HBP

Project ID	Project Number	Approval Level		2023	2024	2025	2026	Totals
Sponsor	Location	Letting Date						
STIP ID	Work Codes							
45175	BROS-C051()--8J-51	Draft TIP	Total			\$300,000		\$300,000
Jefferson County	On CEDAR AVE, Over BRANCH ROCK CREEK, S33 T72 R11	Approved	Federal Aid			\$300,000		\$300,000
	Bridge Replacement		Regional Swap					
47307	BRS-C051()--60-51	Draft TIP	Total				\$2,100,000	\$2,100,000
Jefferson County	On W 30, Over CEDAR CREEK, S36 T71 R09	Approved	Federal Aid				\$1,680,000	\$1,680,000
	Bridge Replacement		Regional Swap					

STBG-TAP

Project ID	Project Number	Approval Level		2023	2024	2025	2026	Totals
Sponsor	Location	Letting Date						
STIP ID	Work Codes							
48687	TAP-U-C089(100)--8I-89	Draft TIP	Total	\$268,000				\$268,000
Van Buren County	Along Eagle Dr, from J40 N 2.5 miles S23 T69 R10	Approved	Federal Aid	\$208,000				\$208,000
Conservation Board	Miscellaneous	4/19/2022	Regional Swap	\$208,000				\$208,000
52733	TAP-R-3950()--8T-89	Draft TIP	Total		\$596,050			\$596,050
Keosauqua	In the city of Keosauqua, On FRONT ST, from Van Buren St NE to Lucas St	Approved	Federal Aid		\$318,000			\$318,000
	Miscellaneous		Regional Swap		\$318,000			\$318,000
52734	TAP-U-5825()--8I-90	Draft TIP	Total			\$841,005		\$841,005
Ottumwa	In the city of Ottumwa, On Ferry St, Richmond Av and Church St	Approved	Federal Aid			\$318,000		\$318,000
	Ped/Bike Grade & Pave		Regional Swap			\$318,000		\$318,000
52732	TAP-U-C051()--8I-51	Draft TIP	Total				\$720,000	\$720,000
Jefferson County	On Cedar View Trail, from 32nd Street SW 1.2 miles to 223rd St	Approved	Federal Aid				\$318,000	\$318,000
Conservation Board	Ped/Bike Paving		Regional Swap				\$318,000	\$318,000

SWAP-HBP

Project ID	Project Number	Approval Level		2023	2024	2025	2026	Totals
Sponsor	Location	Letting Date						
STIP ID	Work Codes							
48704	BRM-SWAP-2465(629)--SD-51	Draft TIP	Total	\$1,440,000				\$1,440,000
Fairfield	In the city of Fairfield, On BUSINESS 34 SIGNED RTE, Over WEST CROW CREEK, S30 T72 R09	Approved	Federal Aid					
	Bridge Replacement, Ped/Bike Grade & Pave	3/21/2023	Regional	\$140,000				\$140,000
			Swap	\$1,140,000				\$1,140,000
36337	BROS-SWAP-C051(81)--FE-51	TIP Approved	Total	\$825,000				\$825,000
Jefferson County	On CEDAR AVE, Over ROCK CREEK, S4 T71 R11	10/18/2022	Federal Aid					
	Bridge Replacement		Regional					
			Swap	\$825,000				\$825,000
44763	BROS-SWAP-C089)--SE-89	TIP Approved	Total	\$525,000				\$525,000
Van Buren County	On 197TH RD, Over WILDCAT CREEK, S19 T69 R10	9/20/2022	Federal Aid					
	Bridge Replacement		Regional					
			Swap	\$525,000				\$525,000
12637	BRS-SWAP-C090(105)--FF-90	TIP Approved	Total	\$400,000				\$400,000
Wapello County	On H 31 (Bladensburg Road), Over JORDAN CREEK, S17 T72 R12	9/20/2022	Federal Aid					
			Regional					
			Swap	\$400,000				\$400,000

SWAP-HSIP

Project ID	Project Number	Approval Level		2023	2024	2025	2026	Totals
Sponsor	Location	Letting Date						
STIP ID	Work Codes							
38934	HSIP-SWAP-C090)--FJ-90	Draft TIP	Total		\$700,000			\$700,000
Wapello County	On H 41, from West Line of S3 T72N R15W E 6.7 miles to East Line of S33 T72N R14W	Approved	Federal Aid					
	Pavement Widening, Grading		Regional					
			Swap		\$500,000			\$500,000

SWAP-STBG

Project ID	Project Number	Approval Level		2023	2024	2025	2026	Totals
Sponsor	Location	Letting Date						
STIP ID	Work Codes							
39430	STBG-SWAP-5825()--SG-90	Draft TIP	Total	\$2,197,128				\$2,197,128
Ottumwa	In the city of Ottumwa, On Mary Street, from Ferry Street	Approved	Federal Aid					
	West 0.70 to Shaul Avenue		Regional	\$2,055,354				\$2,055,354
	Grade and Pave		Swap	\$2,055,354				\$2,055,354
45491	STBG-SWAP-5780()--SG-62	Draft TIP	Total		\$1,400,000			\$1,400,000
Oskaloosa	On South 7th Street, S19 T75 R15	Approved	Federal Aid					
	Grade and Pave		Regional		\$1,400,000			\$1,400,000
			Swap		\$1,400,000			\$1,400,000
52731	STBG-SWAP-3960()--SG-54	Draft TIP	Total			\$449,615		\$449,615
Keswick	In the city of Keswick, On IRONS ST, from NCL S 0.15	Approved	Federal Aid					
	miles		Regional			\$400,000		\$400,000
	PCC Pavement - Replace		Swap			\$400,000		\$400,000

2023 Transit Projects

RPA 15

Project ID Sponsor	Funds Approval Level	Project Type	Description Options Vehicle Unit Number		2023	2024	2025	2026	Totals
6071 10-15 Regional Transit Agency	5339 TIP Approved	Capital	Minivan Unit # 162	Total	\$67,357				\$67,357
				FA	\$57,253				\$57,253
				DOT					
6072 10-15 Regional Transit Agency	5339 TIP Approved	Capital	Minivan Unit # 163	Total	\$67,357				\$67,357
				FA	\$57,253				\$57,253
				DOT					
6073 10-15 Regional Transit Agency	5339 TIP Approved	Capital	Minivan Unit # 164	Total	\$67,357				\$67,357
				FA	\$57,253				\$57,253
				DOT					
6074 10-15 Regional Transit Agency	5339 TIP Approved	Capital	Minivan Unit # 166	Total	\$67,357				\$67,357
				FA	\$57,253				\$57,253
				DOT					
6075 10-15 Regional Transit Agency	5339 TIP Approved	Capital	Minivan Unit # 167	Total	\$67,357				\$67,357
				FA	\$57,253				\$57,253
				DOT					
6076 10-15 Regional Transit Agency	5339 TIP Approved	Capital	Medium Duty Bus (29-32 ft.) Unit # 169A	Total	\$142,133				\$142,133
				FA	\$120,813				\$120,813
				DOT					
6077 10-15 Regional Transit Agency	5339 TIP Approved	Capital	Medium Duty Bus (29-32 ft.) Unit # 169B	Total	\$142,133				\$142,133
				FA	\$120,813				\$120,813
				DOT					
10051 10-15 Regional Transit Agency	PTIG TIP Approved	Capital	Convert building into a maintenance paint shop	Total	\$500,000				\$500,000
				FA					
				DOT	\$400,000				\$400,000
1721 10-15 Regional Transit Agency	5311,STA TIP Approved	Operations	General Operations/Maintenance/Administration	Total	\$3,761,317	\$3,500,000	\$3,500,000		\$10,761,317
				FA	\$1,140,281	\$1,000,000	\$1,000,000		\$3,140,281
				DOT	\$621,036	\$500,000	\$500,000		\$1,621,036
6055 10-15 Regional Transit Agency	5311,STA TIP Approved	Operations	General Operations/Maintenance/Administration FIXED ROUTE	Total	\$697,146	\$600,000	\$600,000		\$1,897,146
				FA	\$411,811	\$350,000	\$350,000		\$1,111,811
				DOT	\$235,335	\$200,000	\$200,000		\$635,335
6078 10-15 Regional Transit Agency	5339 TIP Approved	Capital	Light Duty Bus (176" wb) VSS Unit # 168	Total		\$97,200			\$97,200
				FA		\$82,620			\$82,620
				DOT					
10121 10-15 Regional Transit Agency	5339 TIP Approved	Capital	VSS Unit # 177	Total		\$69,860			\$69,860
				FA		\$59,381			\$59,381
				DOT					
10122 10-15 Regional Transit Agency	5339 TIP Approved	Capital	VSS Unit # 178	Total		\$69,860			\$69,860
				FA		\$59,381			\$59,381
				DOT					

RPA 15 (Cont.)

Project ID Sponsor	Funds Approval Level	Project Type	Description Options Vehicle Unit Number		2023	2024	2025	2026	Totals
10123 10-15 Regional Transit Agency	5339 TIP Approved	Capital	VSS Unit # 179C	Total		\$69,860			\$69,860
				FA		\$59,381			\$59,381
				DOT					
10124 10-15 Regional Transit Agency	5339 TIP Approved	Capital	VSS Unit # 189C	Total			\$69,860		\$69,860
				FA			\$59,381		\$59,381
				DOT					
10126 10-15 Regional Transit Agency	5339 TIP Approved	Capital	VSS Unit # 189D	Total			\$69,860		\$69,860
				FA			\$59,381		\$59,381
				DOT					
10127 10-15 Regional Transit Agency	5339 TIP Approved	Capital	VSS Unit # 189E	Total			\$69,860		\$69,860
				FA			\$59,381		\$59,381
				DOT					
10120 10-15 Regional Transit Agency	5311,STA TIP Approved	Operations	General Operations	Total				\$3,500,000	\$3,500,000
				FA				\$1,000,000	\$1,000,000
				DOT				\$500,000	\$500,000
10128 10-15 Regional Transit Agency	5339 TIP Approved	Capital	VSS Unit # 193	Total				\$350,451	\$350,451
				FA				\$297,883	\$297,883
				DOT					
10129 10-15 Regional Transit Agency	5311,STA TIP Approved	Operations	General Operations FIXED ROUTE	Total				\$600,000	\$600,000
				FA				\$350,000	\$350,000
				DOT				\$200,000	\$200,000